
























INTERNATIONAL INDIAN SCHOOL, TABUK

























TERM- 1 (SESSION: 2025-26)

PRACTICE SHEET

CLASS: LKG - A SUBJECT: ENGLISH TOPIC: CIRCLE THE ALPHABETS A TO O

Q1. Circle the correct picture to the given alphabets.

A			
D			
C			
E			
M			
B			
H			

	L			
	O			
	G			
	F			
	I			
	K			
	N			
	J			

Class Teacher: Sadiqua Shaikh